





## INDUSTRIAL DRYING CABINET IDC-2200

Custom built for firefighter turnout gear (PPE). Simple controls with factory preset temperatures ensure proper drying temperature for each unique clothing or turnout item. It is made from heavy-duty steel construction with a white powder coat finish. Ships from the factory with (3) coat hangers, (1) glove hanger, (1) boot hanger, (1) multi-purpose hanger, (1) drying shelf. Standard options include: coat hangers, boot hangers, glove hangers, multi-purpose hanger, and hose drying shelf.



### Additional items can be added to the Industrial Turnout Gear & Hose Drying Cabinet:

- |                        |                  |
|------------------------|------------------|
| ○ Coat Hanger          | Retail: \$65.00  |
| ○ Boot Hanger          | Retail: \$91.00  |
| ○ Glove Hanger         | Retail: \$110.00 |
| ○ Multi-purpose Hanger | Retail: \$58.00  |
| ○ Hose Drying Shelf    | Retail: \$175.00 |






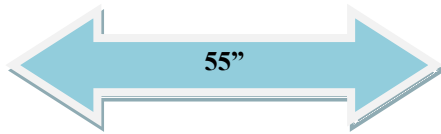
## INFORMATION & BACKGROUND ON THE STABER INDUSTRIAL DRYING CABINET (TURNOUT GEAR & HOSE)

- The Staber Industrial Drying Cabinet is American-made
- Conforms to **NFPA 1851** guidelines for PPE care and maintenance
- The control panel has 5 selectable temperature settings including a fan (air) only option.

### SPECIFICATIONS:

- Approx. 75.5 cubic ft. interior space
- Capacity: Five Full Sets of Turn-out Gear
- Electric Heating: 6 kW
- Electric Connection: 208 V - 240 V – 60 Hz 1- Ph 30 amp breaker
- Exhaust Diameter: 6"
- Outlet Airflow: 460 cfm
- External Floor Drain compatible

- The drying times are selectable for up to 10 hours in increments of 15 minutes.
- The cabinet dries medical equipment in the pre-sterilization phase rapidly and with high energy efficiency.
- The unit contains a built-in floor drain to remove water drip off.
- Flush-mounted, lockable slam latch secures the swing-out doors.
- Powder coated heavy-duty steel construction throughout ensures long life and corrosion-resistance.
- All industrial drying cabinets are shipped directly to the end-user: FOB Groveport, Ohio – freight collect.
- MSRP: \$5,199.00



**IDC-2200: complete with coat hangers, glove hangers, boot hangers, multi-purpose hangers and a drying shelf.**

Rear wall shelf channels support the powder coated (black) drying shelves. Up to six shelves may be used in the cabinet for various applications. The shelves are designed to hold up to two 5" diameter hoses with couplers.





## STABER IDC-2200 DESIGN SPECIFICATIONS

**General:** The IDC-2200, (IDC), is manufactured with quality materials designed for ease of use and long-lasting durability. The overall design offers a variety of drying uses, all with a focus on the drying of non-standard items that cannot be dried using a tumble-dry application. The IDC is designed for many years of useful service with easy access to major components for removal and installation of replacement parts.



**Electrical Configuration:** The IDC runs on 208-240 volt, 60 Hz, power using a single phase 30 amp, breaker with 6kW capacity. The IDC is shipped with an electrical “pig-tail” requiring either the addition of a 220v heavy duty electric plug or direct wire at point of use.

**Heating Element:** The IDC uses two, 3000 watt 208-240v, heating elements delivering 6000 watts of total heating power. The design allows ease of maintenance if removal and replacement of the heating elements are required. The IDC is capable of heating to 150° at a 70° outside air temperature. The heating elements are mounted to the heater using 18 gauge cold-rolled steel mounting brackets. The heater air outlet, constructed of 18 gauge steel, directs heated air through the panel of the cabinet and down an interior chute to the bottom of the cabinet.

**Blower Motor:** The IDC blower motor is bolted to the top frame under the upper cover. It uses an axle fan that blows heating air across the heating elements. The IDC pulls 50% of its required air from the atmosphere and the remaining 50% from inside the cabinet. That 50/50 split allows for greater energy efficiency and drying effectiveness.

**Drying Shelf and Equipment Hangers:** The IDC has provisions for five hanging accessories with internal airflow and two 14 gauge steel shelf channels that run parallel the full length of the back wall of the interior of the cabinet.

*The IDC is designed to dry hoses  
in 8 hours or less and to dry  
turnout gear in less than 3 hours*



## IDC CONSTRUCTION AND DESIGN

**Cabinet:** The IDC's main frame is built using 14 gauge cold-rolled steel, the upright and bottom panels are 16 gauge steel. Two 14 gauge shelf runners attached to the rear panel and provide excellent structural support. The floor panel is welded to the 14 gauge steel base. The cabinet base and feet are constructed of 11 gauge steel. The cabinet assembly is built using electric welds and stainless rivets.


- (a) The IDC uses 3/8" x 16 leveling lugs on a 6" x 6" bottom foot plate with 11 gauge steel corner gussets.
- (b) The back, side walls and top panels of the IDC are constructed using 18 gauge steel.
- (c) The IDC is powder coated white (standard) throughout. Additional color choices are available for an additional \$100.00
- (d) The back side walls and top panels of the IDC are constructed using 18 gauge steel.



**Doors:** The IDC doors are double wall construction using 18 gauge steel with hinge pins allowing easy removal of the doors and flush opening against an outer side wall.

**Cabinet Upper Assembly Front Panel:** A removable front panel, made of 18 gauge steel, allows for ease of access to the control panel.

**Blower and Heating Element Cover:** (Fig 1,2) The IDC fan guard is integrated into the top cover with approximately 1/4" holes in a circular pattern laser cut into the panel. Removal of the top cover allows access to the blower motor, heating elements, the temperature control sensor and touch-sensor control panel.



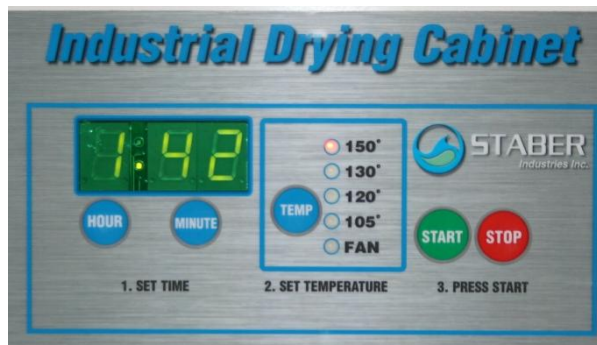


**Electrical Controls:** The IDC has a touch-sensor electronic control panel mounted on the front top panel above the right swing out door. The control panel senses, displays and controls temperature and run time around four preset temperatures. Ease of use and operation is provided for the 3"x 8" touch panel, displaying run time and countdown timer with LED temperature displays.

---

**Time Settings:** The push of the hour button on the control panel selects the hours of run time from 0-9 hours. The push of the minute button selects the minutes of run time. The run time goes from 1 to 45 minutes.

---



**Temperature Settings:** The push of the temperature button on the control panel allows the selection of one of four present drying temperatures with associated LED indicators. The blue LED indicates Fan Only operation using ambient air; the amber LED indicates the use of 105° heated air; the orange LED indicates the use of 120° heated air; the red LED indicates the use of 130° heated air; and the bright red LED indicates the use of 150° heated air.

**Heater and Air Flow Chambers:** The air flow plenum uses 18 gauge steel that directs air across the heating elements and down through the top of the unit. Additional heating air is through a plenum chamber that exits at the bottom left side of the cabinet. The IDC-2200 maintains even airflow through the top and side plenums without the use of a floor plenum.

**Airflow Chambers of the IDC**



Staber Industries contact for more information:  
[sales@staber.com](mailto:sales@staber.com) or

Laura Anne Miller  
[lmiller@staber.com](mailto:lmiller@staber.com)  
800.848.6200  
614.836.5995