



## INDUSTRIAL DRYING CABINET– “WET CLEAN” APPLICATIONS



Constructed of rugged cold-rolled steel, similar drying cabinets have been used in the Fire Fighting Industry to dry turnout equipment. Staber Industries has designed and custom built the “Wet Clean” model to address the need for fast, efficient and convenient drying of garment and apparel items that should not or cannot be tumble dried in a conventional dryer. The Staber IDC-2210 is an ideal complement to other equipment in a migration to a “PERC”-free commercial Wet Clean process. Simple controls with factory preset temperatures ensure proper drying temperature for each unique clothing or apparel item. Heavy-duty steel construction with a durable white powder coat finish is standard, custom colors are available to meet individual desires. Ships from our Groveport, Ohio factory with (12) “Airflow” suit hangers, (1) multi-purpose hanger, (1) drying shelf. Additional multi-purpose hangers and drying shelves are available as optional equipment.





## INFORMATION & BACKGROUND IDC- 2210 (WET CLEAN)

### Introduction

- The Staber Industrial Drying Cabinet is American-made at our facility in Groveport, Ohio.
- It is specifically designed to dry those items that cannot or should not be tumble dried.
- The cabinet's unique **Airflow** hanger system dries garments and apparel from both the inside and outside simultaneously for faster and more energy efficient drying.
- The control panel has 5 selectable temperature settings including a fan (air) only option.
- The drying times are selectable for up to 10 hours in increments of 15 minutes.
- The cabinet dries garments rapidly and with high energy efficiency.
- The unit contains a built-in floor drain to remove water drip off.
- Flush-mounted, lockable slam latch secures the swing-out doors.
- Powder coated heavy-duty steel construction throughout ensures long life and corrosion-resistance.
- All industrial drying cabinets are shipped directly to the end-user: FOB Groveport, Ohio – freight collect.
- MSRP: \$5,799.00



Our unique **Airflow** hanger design circulates air inside and outside of clothing for amazing drying times, and complete drying throughout the garment

### Optional items for the IDC-2210:

- **Multi-purpose Hanger**
- **Drying Shelf**

**Retail: \$58.00**

**Retail: \$175.00**



## Capabilities

The IDC-2210 can accommodate various garment types including leather, wool, silks and other articles that are difficult to dry and shouldn't be tumble dried. Up to 12 coats, suits or full length garments can easily fit into an IDC using the Airflow hangers. The multi-purpose racks add limitless versatility to the use and applications of the IDC.

### ODD-SIZED ITEM DRYING

The Staber Drying Shelves can hold a variety of items that should be dried flat.



Multi-purpose hooks are placed on the interior of the cabinet and add greater versatility to support hard to hang items.



### Specifications:

- Capacity: 12 suit coats or top coats on hangers, in addition to multiple sets of gloves, bags, purses, shoes and boots on shelves and hangers. (apprx. 75.5 cubic ft.)
- Electric Heating: 6 kW
- Electric Connection: 208 V - 240 V – 60 Hz 1- ph 30 amp breaker
- Exhaust Diameter: 6"
- Outlet Airflow: 460 cfm
- External Floor Drain compatible
- Width: 55"
- Depth: 33"
- Depth with doors fully open: 55"





## STABER IDC-2210 DESIGN SPECIFICATIONS

**General:** The IDC-2210, (IDC), is manufactured with quality materials designed for ease of use and long-lasting durability. The overall design offers a variety of drying uses, all with a focus on the drying of non-standard items that cannot be dried using a tumble-dry application. The IDC is designed for many years of useful service with easy access to major components for removal and installation of replacement parts.



**Electrical Configuration:** The IDC runs on 208-240 volt, 60 Hz, power using a single phase 30 amp, breaker with 6kW capacity. The IDC is shipped with an electrical “pig-tail” requiring either the addition of a 220v heavy duty electric plug or direct wire at point of use.

**Heating Element:** The IDC uses two, 3000 watt 208-240v, heating elements delivering 6000 watts of total heating power. The design allows ease of maintenance if removal and replacement of the heating elements are required. The IDC is capable of heating to 150° at a 70° outside air temperature. The heating elements are mounted to the heater using 18 gauge cold-rolled steel mounting brackets. The heater air outlet, constructed of 18 gauge steel, directs heated air through the panel of the cabinet and down an interior chute to the bottom of the cabinet.

**Blower Motor:** The IDC blower motor is bolted to the top frame under the upper cover. It uses an axle fan that blows heating air across the heating elements. The IDC pulls 50% of its required air from the atmosphere and the remaining 50% from inside the cabinet. That 50/50 split allows for greater energy efficiency and drying effectiveness.

**Drying Shelf and Equipment Hangers:** The IDC has provisions for twelve Airflow hangers with boot/shoe and glove accessories all using an internal airflow system. Two 14 gauge steel shelf channels that run parallel the full length of the back wall of the interior of the cabinet that can hold up to four multi-purpose hangers or six drying shelves.


*The IDC is designed to dry 90%  
relative moisture suit coats in 15-18  
minutes and 18-22 minutes for wool  
overcoats!*



## IDC (SERIES) CONSTRUCTION AND DESIGN

**Cabinet:** The IDC's main frame is built using 14 gauge cold-rolled steel, the upright and bottom panels are 16 gauge steel. Two 14 gauge shelf runners attached to the rear panel and provide excellent structural support. The floor panel is welded to the 14 gauge steel base. The cabinet base and feet are constructed of 11 gauge steel. The cabinet assembly is built using electric welds and stainless rivets.

- (a) The IDC uses 3/8" x 16 leveling lugs on a 6" x 6" bottom foot plate with 11 gauge steel corner gussets.
- (b) The back, side walls and top panels of the IDC are constructed using 18 gauge steel.
- (c) The IDC is powder coated white (standard) throughout. Additional color choices are available for an additional \$100.00
- (d) The back side walls and top panels of the IDC are constructed using 18 gauge steel.



**Doors:** The IDC doors are double wall construction using 18 gauge steel with hinge pins allowing easy removal of the doors and flush opening against an outer side wall.

**Cabinet Upper Assembly Front Panel:** A removable front panel, made of 18 gauge steel, allows for ease of access to the control panel.

**Blower and Heating Element Cover:** (Fig 1,2) The IDC fan guard is integrated into the top cover with approximately 1/4" holes in a circular pattern laser cut into the panel. Removal of the top cover allows access to the blower motor, heating elements, temperature control sensor and touch-sensor control panel.

Staber Industries contact for more information:

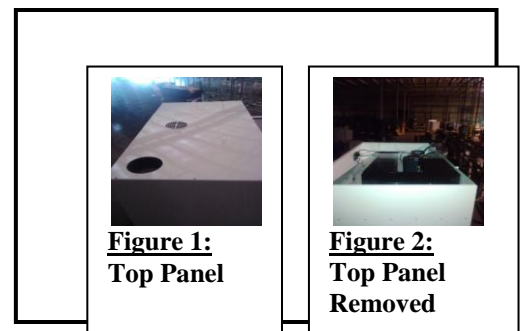
[sales@staber.com](mailto:sales@staber.com) or

Laura Anne Miller

[lmiller@staber.com](mailto:lmiller@staber.com)

800.848.620

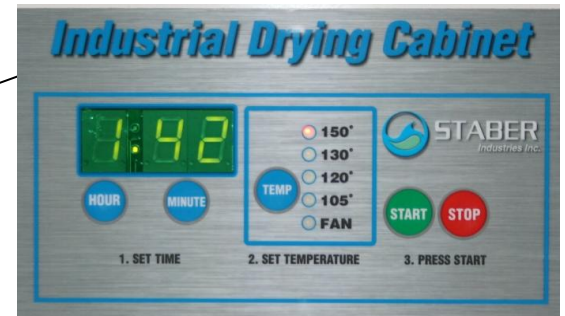
614.836.5995





**Electrical Controls:** The IDC has a touch-sensor electronic control panel mounted on the front top panel above the right swing out door. The control panel senses, displays and controls temperature and run time around four preset temperatures. Ease of use and operation is provided for the 3"x 8" touch panel, displaying run time and countdown timer with LED temperature displays.

**Time Settings:** The push of the hour button on the control panel selects the hours of run time from 0-9 hours. The push of the minute button selects the minutes of run time. The run time goes from 1 to 45 minutes.



**Temperature Settings:** The push of the temperature button on the control panel allows the selection of one of four present drying temperatures with associated LED indicators. The blue LED indicates Fan Only operation using ambient air; the amber LED indicates the use of 105° heated air; the orange LED indicates the use of 120° heated air; the red LED indicates the use of 130° heated air; and the bright red LED indicates the use of 150° heated air.

**Heater and Air Flow Chambers:** The air flow plenum uses 18 gauge steel that directs air across the heating elements and down through the top of the unit. Additional heating air is through a plenum chamber that exits at the bottom left side of the cabinet. The IDC-2210 maintains even airflow through the top and side plenums without the use of a floor plenum.

#### Airflow Chambers of the IDC-2210



Staber Industries contact for more information:  
[sales@staber.com](mailto:sales@staber.com) or

Laura Anne Miller  
[lmiller@staber.com](mailto:lmiller@staber.com)  
800.848.6200  
614.836.5995